





Vauxhall Corsa D Identification Breakdown Chart

INSTALLATION GUIDE


1. CHECK FOR INTERNAL OR EXTERNAL SENSOR



2. CHECK FOR SHAFT LENGTH (140mm or 160mm)



3. CHECK SENSOR SLEEVE COLOUR



OPTION 1

A + C = CS-72020 (internal sensor + 140mm shaft)

OPTION 2

A + D = CS-72009 (internal sensor + 160mm shaft)

OPTION 3

B + C + E = CS-72011 (external sensor + 140mm shaft + yellow sleeve 6 wire)

OPTION 4

B + D + E = CS-72004 (external sensor + 160mm shaft + yellow sleeve 6 wire)

OPTION 5

B + D + F = CS-72005 (external sensor + 160mm shaft + orange sleeve 7 wire)